



MICHIGAN MEDICINE UNIVERSITY OF MICHIGAN

2101 Commonwealth, Suite B Ann Arbor, Michigan 48105-5759 www.med.umich.edu/facilities/plan/

File Name/Archive No. 9/20/17 martinez, alex t:\fpd_shared\planning-standards\cad\electrical\details

TERMS & CONDITIONS FOR DOCUMENT USE

PROPERTY OF THE UNIVERSITY OF MICHIGAN SUBJECT TO RESTRICTIONS

These plans are the confidential property of the University of Michigan. These plans have been provided to you for the limited purpose of bidding and/or providing construction work at the University of Michigan. You acknowledge that these plans are the confidential property of the University of Michigan. You will keep the plans confidential and will not discuss with or provide these plans to any third party, other than those employees, subcontractors, or consultants who are essential to completing your bid and/or work. Unless your company is selected to perform a part of the work, you will destroy all copies of the plans within 90 days of the bid due date.

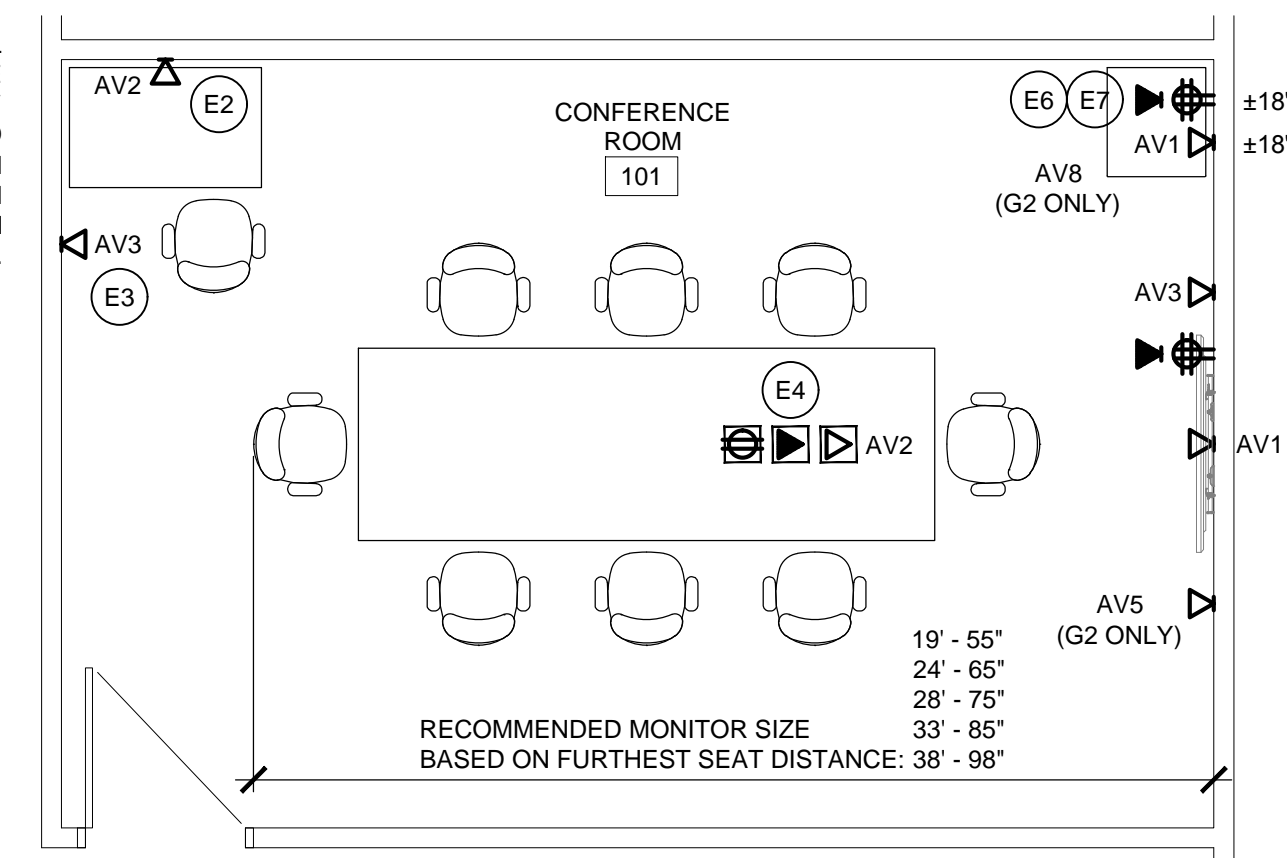
GENERAL NOTES

- IF J-HOOKS CANNOT BE USED, PROVIDE CABLE PATH TO AV1
UMHS AV STANDARDS: https://wiki.med.umich.edu/x/8lgY
DESIGN MANAGERS SHALL WORK WITH THE CLIENTS TO:
1. CHOOSE BETWEEN G1 AND G2 AND DELETE AV/E5 AS NEEDED.
2. CHOOSE BETWEEN ONE OR TWO INPUTS, LOCATE AV/E2 AND ADD FURNITURE AS NEEDED.
3. CHOOSE A LOCATION FOR THE AV CONTROLLER AV3/E3, AV INPUT#1 AV2/E2 AND IF APPLICABLE AV INPUT#2.

TYPICAL FOR REFERENCE ONLY

Table with columns: MONITOR, WEIGHT, MOUNT. Lists specifications for monitor sizes (55", 65", 75", 85", 98") and their corresponding weights and mount types (CHIEF - LTM1U, CHIEF - XTM1U).

POTENTIAL ALTERNATE LOCATION FOR AV CONTROLLER AND AV INPUT. OBTAIN EXACT LOCATION FROM THE DESIGN MANAGER.



TYPICAL FLOOR PLAN CONFERENCE ROOM WITH AUDIO VISUAL EQUIPMENT

FLOOR PLAN KEY NOTES

- HUBBELL SYSTEMONE 3" FIRE-RATED POKE THROUGH (PT73FFSD), COORDINATE WITH INTERIOR DESIGN FOR CORE LOCATION WITH THE TABLE LEG. 3/4" WHIP 120V TO THE TABLE, 1/2" C TO CABLE TRAY PULL (2) DATA CABLES, 1/2" C TO ABOVE THE CEILING FOR AV.

NOTE:

- AV2 INPUT CAN BE LOCATED ON A COMPATIBLE CONFERENCE ROOM TABLE WITH AN AVAILABLE DOUBLE GANG OPENING. SECOND INPUT (OR ALTERNATE INPUT LOCATION) FOR A COMPUTER TO THE MONITOR. IT CAN BE LOCATED WITHIN THE ROOM PER CLIENT'S REQUIREMENTS, IF ON A TABLETOP PROVIDE DOUBLE GANG (SQUARE) SPACE AND CABLE PATH TO AV1.
NOTE THAT THE DESK AND CHAIR IN THE NORTH-WEST CORNER ARE SIMPLY ILLUSTRATING POTENTIAL LOCATIONS FOR THE AV CONTROLLER AND AV INPUT. THE DESIGN MANAGER MUST OBTAIN THE CLIENT'S REQUIREMENTS AND UPDATE THESE DRAWINGS ACCORDINGLY.

CD's Issued To:

BFS: N/A HFES: N/A

BFS Shop Drawing Submission Req'd:

FA: N/A SUPP: N/A

Project Delivery Method:

UM Design Manager:

Designed: L. Mello

Drawn: D. Doi

Coordination Checked:

Checked:

Approved:

Location:

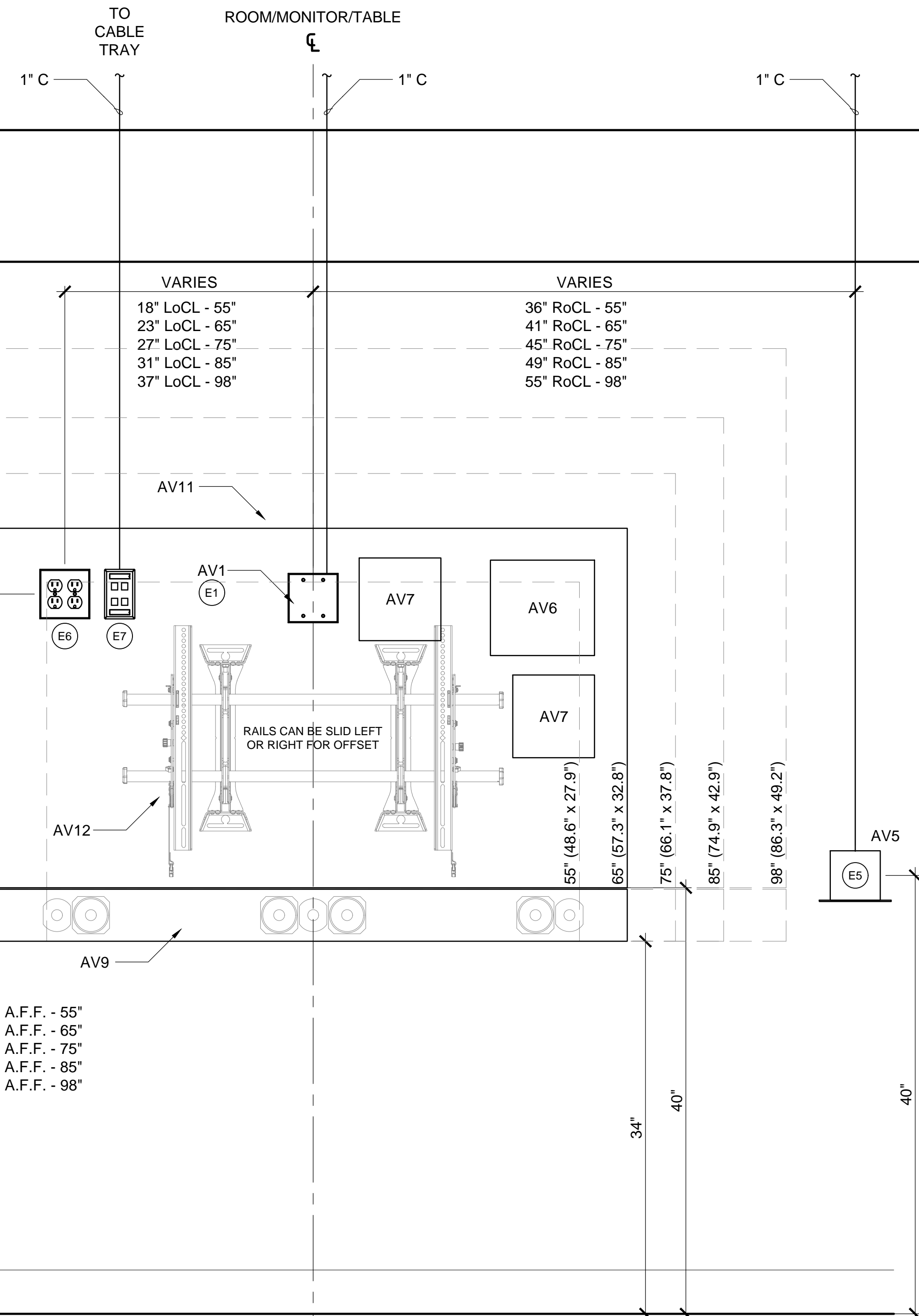
Keyword: (E) Communications

Project

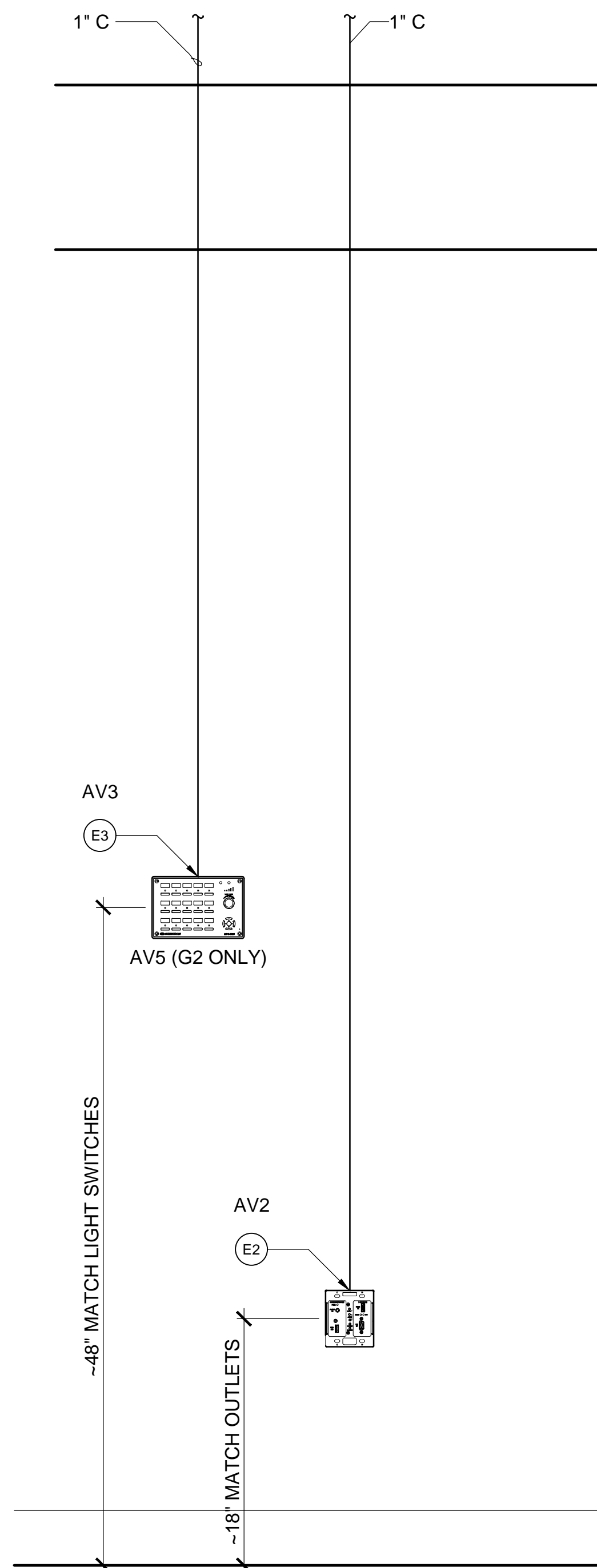
Sheet Title AUDIO-VISUAL INFRASTRUCTURE REQUIREMENTS FOR G1 & G2 ROOMS

Project Number Sheet Number

D274116H-1



3 SCHEMATIC ELEVATION



2 SCHEMATIC ELEVATION

ELEVATION ELECTRICAL KEY NOTES

- (E1) DOUBLE-GANG BOX, 3-1/2" DEEP, WITH GROMMET FACE PLATE AND 1" CONDUIT STUBBED ABOVE THE CEILING.
(E2) MASONRY TYPE DOUBLE GANG BOX 3-3/4" SQUARE BY 3-1/2" DEEP WITH 1" CONDUIT STUBBED ABOVE THE CEILING. COORDINATE LOCATION WITH DESIGN MANAGER.
(E3) THREE-GANG BOX 5-19/32" BY 3-12" DEEP, WITH 1" CONDUIT STUBBED ABOVE THE CEILING. COORDINATE LOCATION WITH DESIGN MANAGER.
(E4) NOT USED.
(E5) FOR G-2 ONLY: MASONRY TYPE DOUBLE GANG BOX 3-3/4" SQUARE BY 3-1/2" DEEP WITH 1" CONDUIT STUBBED ABOVE THE CEILING.
(E6) QUADPLEX OUTLET 120V.
(E7) STANDARD DATA OUTLET (DOUBLE GANG BOX WITH SINGLE GANG MUD RING, AND 1" C TO CABLE TRAY)

ELEVATION AUDIO/VISUAL KEY NOTES

- (AV1) CABLE PATH FOR AV CABLES TO THE CEILING.
(AV2) INPUT FOR A COMPUTER TO THE MONITOR. IT CAN BE LOCATED WITHIN THE ROOM PER CLIENT'S REQUIREMENTS. TYPICAL CRESTON CREDMTX4K202C BY AV CONTRACTOR.
(AV3) AV SYSTEM CONTROLLER; IT CAN BE LOCATED WITHIN THE ROOM PER CLIENT'S REQUIREMENTS. TYPICAL CRESTON CREMPCM25BT BY AV CONTRACTOR.
(AV5) FOR G2 ONLY: VIDEO CONFERENCE CAMERA SHELF MOUNTED ON THE J-BOX. TYPICAL VADDIO 535-2000-241 BY AV CONTRACTOR.
(AV6) SOUND AMPLIFIER. TYPICAL QSC QSCCX302 BY AV CONTRACTOR.

- (AV7) AUDIO AND VIDEO RECEIVER TO THE MONITOR. TYPICAL CRESTON CREDMRC4KSCALERC BY AV CONTRACTOR.
(AV8) AV CREDENZA REQUIRED FOR G2 ROOMS ONLY. MAY BE LOCATED ANYWHERE IN THE ROOM. TYPICAL MIDDLE ATLANTIC C5-FF27-1 WITH STANDARD WOOD KIT BY AV CONTRACTOR. WOOD KIT MAY BE REPLACED WITH MILLWORK KIT TOO MATCH FURNITURE FINISHES. MILLWORK BY INTERIOR DESIGN. VIDEO CONFERENCE CONTROL UNIT. TYPICAL CISCO SX80 BY AV CONTRACTOR.
(AV9) SPEAKERS CUSTOM SIZED TO THE MONITOR. TYPICAL LEON SPEAKER HORIZON SERIES BY AV CONTRACTOR.
(AV11) MONITOR (FLAT PANEL DISPLAY). BY AV CONTRACTOR.
(AV12) FPD TILT WALL MOUNT BRACKET, ATTACHES TO (2) STUDS AND DOES NOT REQUIRE BRACING FOR 75" MONITORS AND BELOW. BY AV CONTRACTOR.