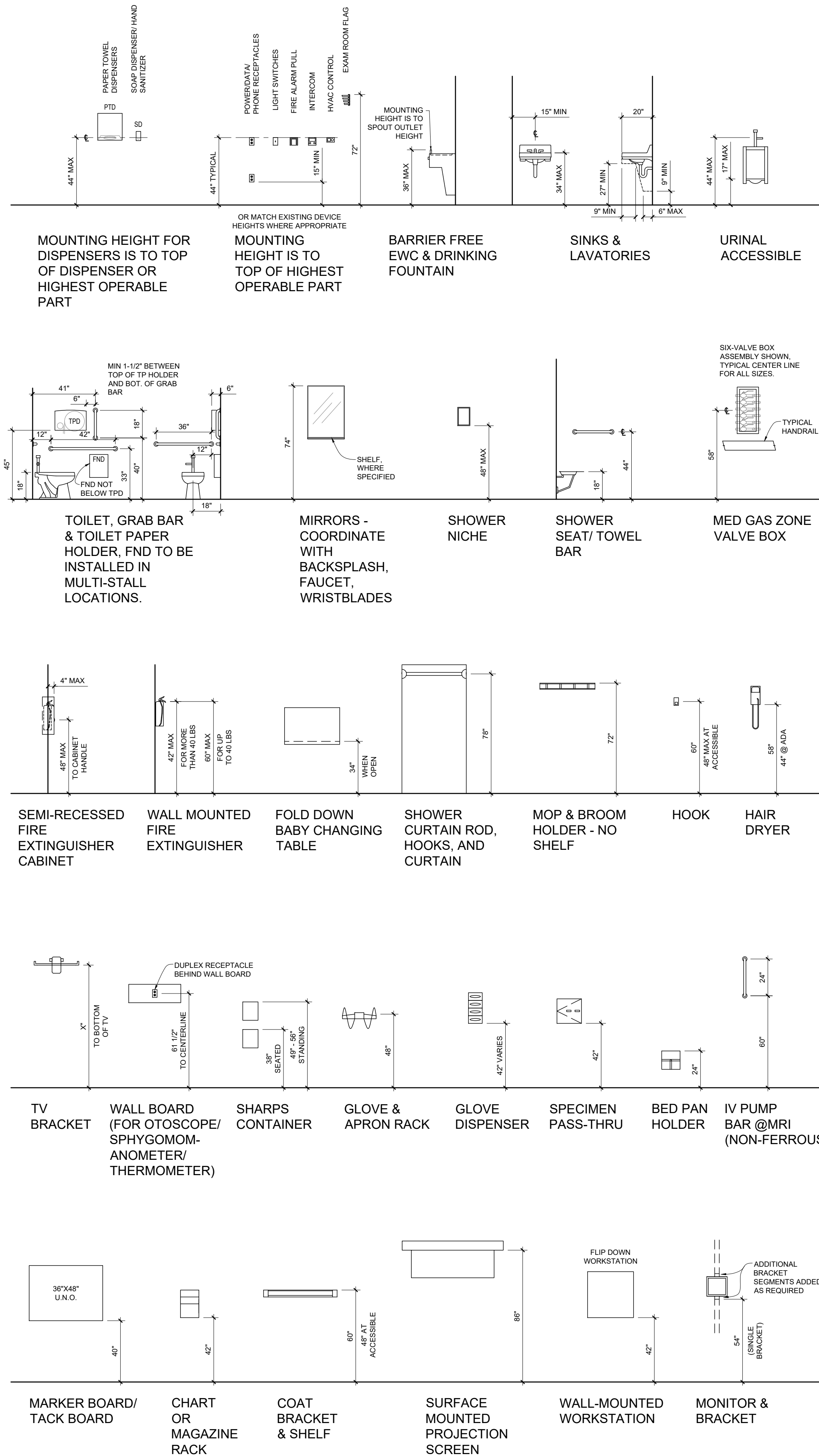


STANDARD MOUNTING HEIGHTS -

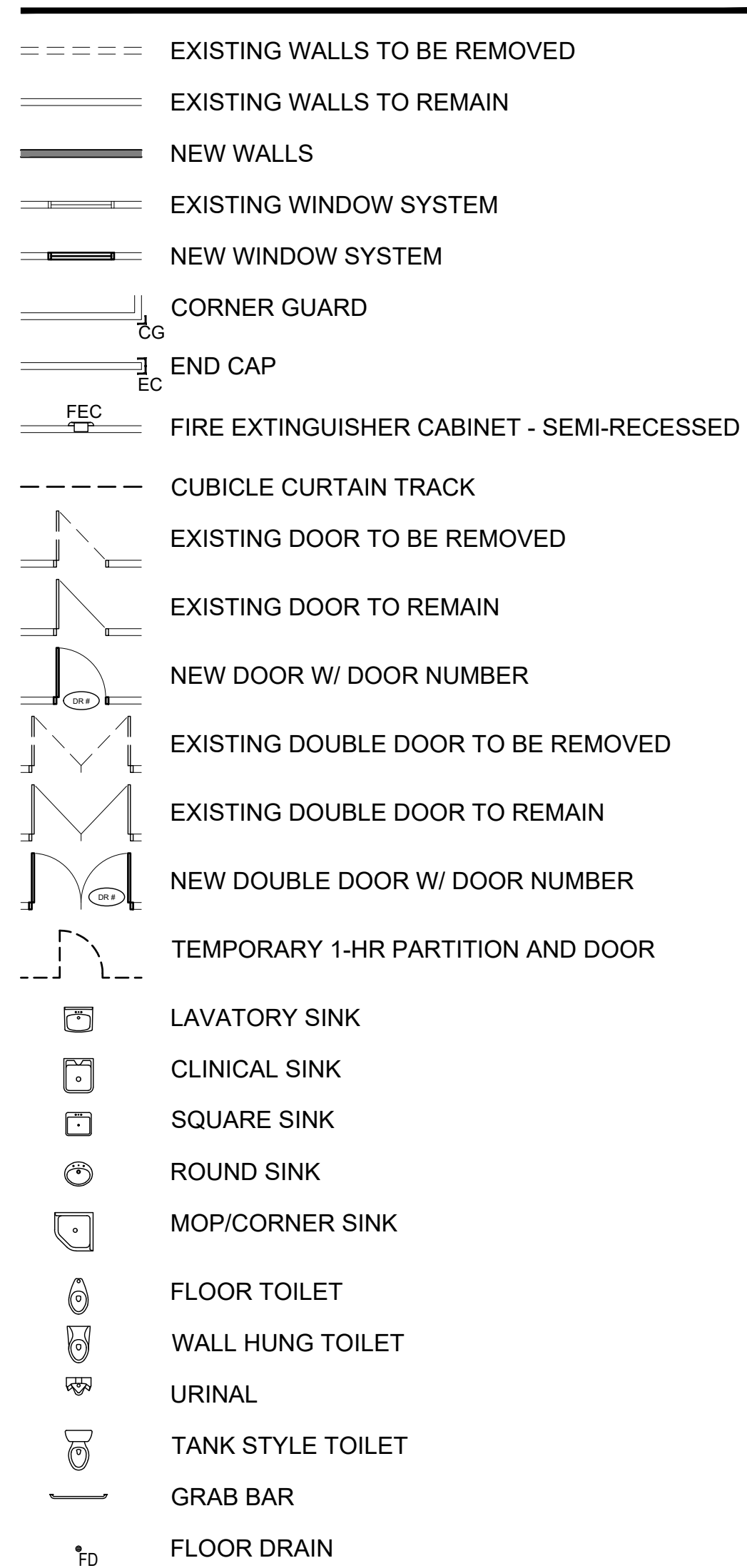
For information on employee work area accessibility, please see policy paper "Employee Work Area Accessibility" located here: http://www.med.umich.edu/facilities/plan/dg/doc/policy/memo_16Sep01.pdf



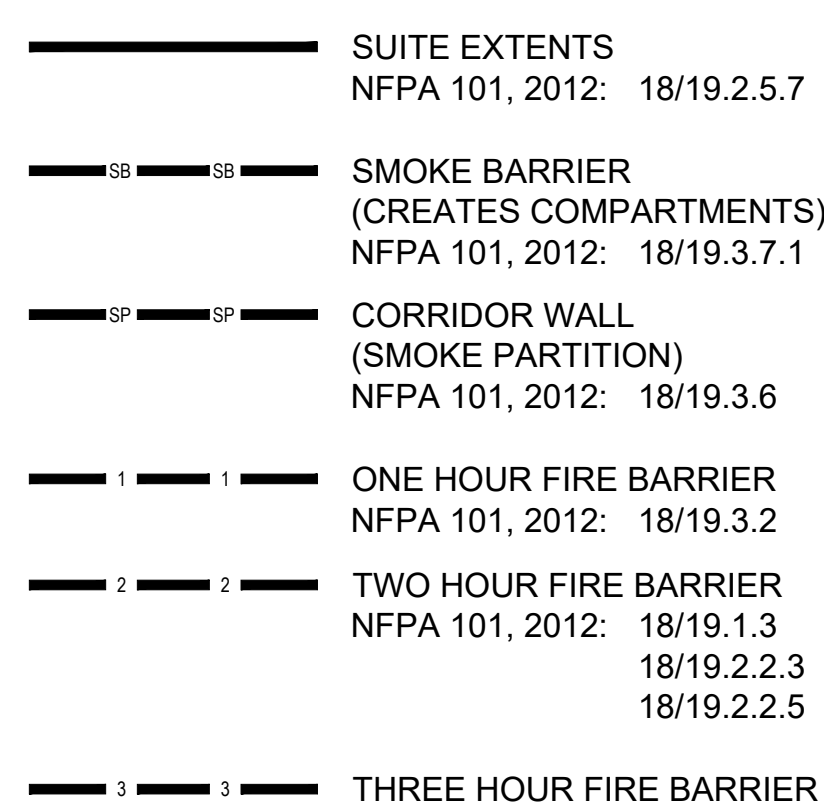
ABBREVIATIONS LIST

ACT	ACOUSTICAL CEILING TILE
AFF	ABOVE FINISH FLOOR
BFS	BUREAU OF FIRE SAFETY
CE	CAPITAL EQUIPMENT
CFI	CONTRACTOR FURNISHED/ INSTALLED
CG	CORNER GUARD
CH	CEILING HEIGHT
CJ	CONTROL JOINT
CL	CENTER LINE
CJ	CONTROL JOINT
CLG	CEILING
CPT	CARPET
CR	CARD READER
CT	CERAMIC TILE
EA	EACH
E/EXIST	EXISTING
EXT	EXTERIOR
EJ	EXPANSION JOINT
ELEV	ELEVATOR, ELEVATION
EQ	EQUAL
FA	FIRE ALARM
FD	FLOOR DRAIN
FND	FEMININE NAPKIN DISPENSER
GA	GAUGE
GL	GLASS
GYP BD	GYPSON BOARD
HDWR	HARDWARE
HFES	HEALTH FACILITIES ENGINEERING SECTION
HR	HOOR, HAND RAIL
HM	HOLLOW METAL
HT	HEIGHT
ID	INTERIOR DESIGN
JC	JANITORS CLOSET
JT	JOINT
KP	KICK PLATE
LAV	LAVATORY
LF	LINEAL FEET
LT	LIGHT
MAX	MAXIMUM
MFR	MANUFACTURER
MIN	MINIMUM
MO	MASONRY OPENING
N	NEW
NTS	NOT TO SCALE
OF/CI	OWNER FURNISHED/ CONTRACTOR INSTALLED
OH	OVERHEAD
OPP	OPPOSITE HAND
PLAM	PLASTIC LAMINATE
PT	PAINT
PTD	PAPER TOWEL DISPENSER
PVC	POLYVINYL CHLORIDE
QTY	QUANTITY
RB	RESILIENT BASE
RO	ROUGH OPENING
SF	SQUARE FEET
SIM	SIMILAR
SSM	SOLID SURFACE MATERIAL
SPEC	SPECIFICATIONS
TPD	TOILET PAPER DISPENSER
TYP	TYPICAL
UL	UNDERWRITERS LABORATORY INC
UNO	UNLESS NOTED OTHERWISE
VCT	VINYL COMPOSITION TILE
VIF	VERIFY IN FIELD
VWC	VINYL WALL COVERING
WC	WATER CLOSET
WD	WOOD
W/	WITH
W/O	WITHOUT
WP	WALL PROTECTION

FLOOR PLAN LEGEND



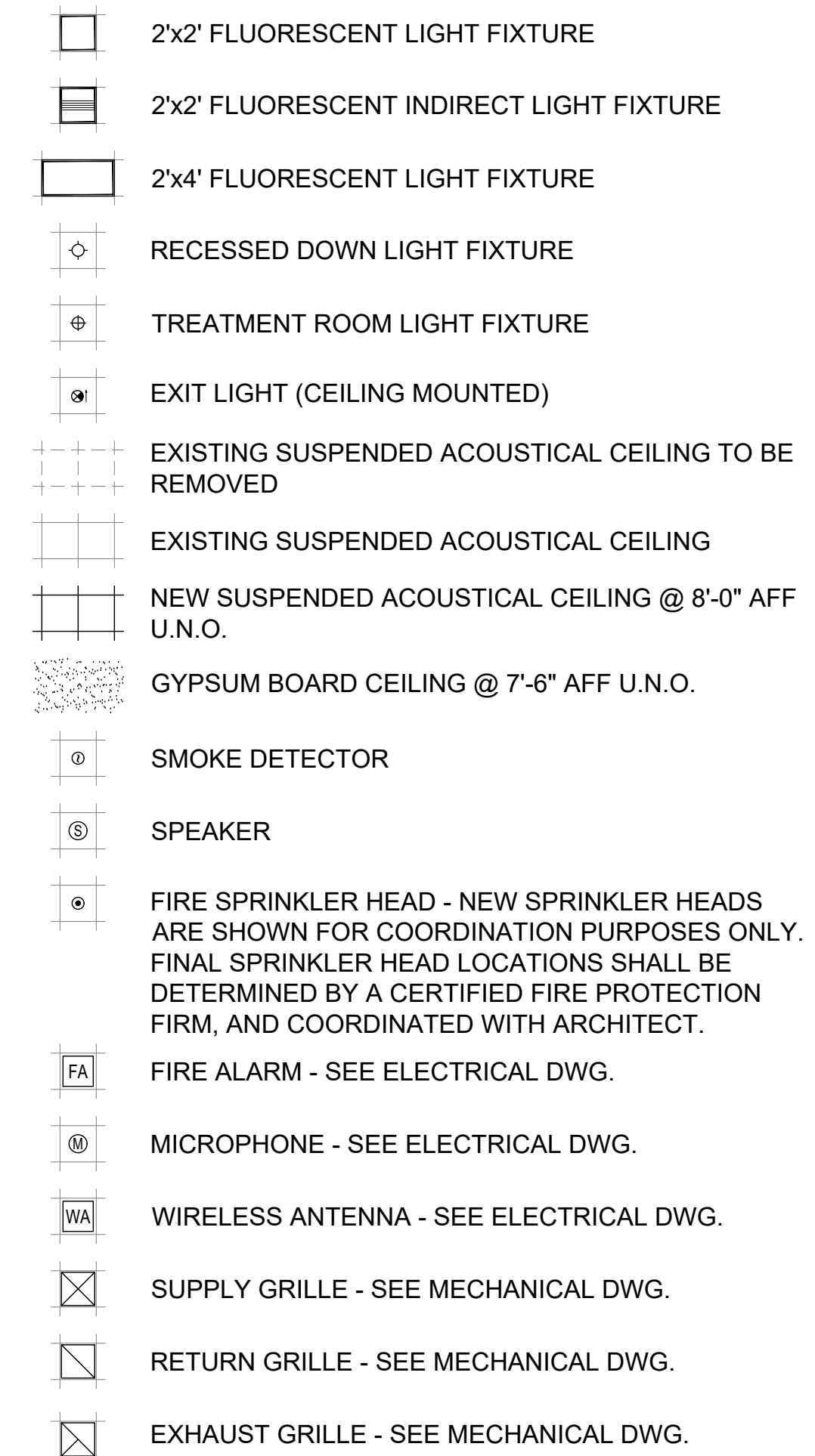
FIRE RATING LEGEND



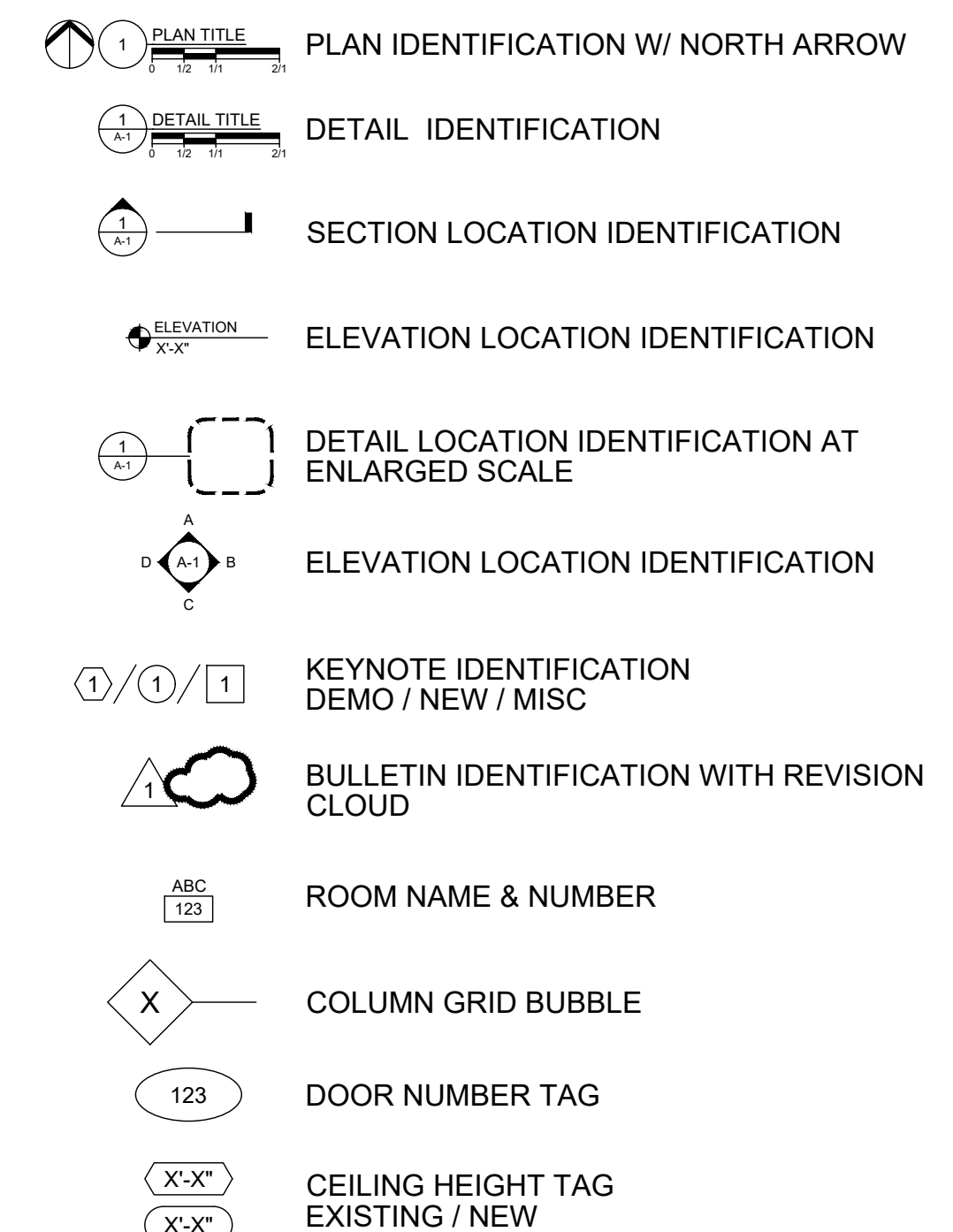
GENERAL NOTES

- DO NOT SCALE DRAWING REPRODUCTIONS.
- THIS DRAWING REPRESENTS TYPICALLY ENCOUNTERED ITEMS. NOT ALL ITEMS SHOWN MAY OCCUR WITHIN THE SCOPE OF THIS PROJECT. REFER TO COMPLETE SPECIFICATIONS AND DRAWING DOCUMENTATION SET.

REFLECTED CEILING PLAN LEGEND



REFERENCE SYMBOLS LEGEND



2101 Commonwealth, Suite B
Ann Arbor, Michigan 48105-5759
www.med.umich.edu/facilities/plan/

File Name/Archive No.
6/27/17 mcintyre, thomas
t:\fpd_shared\planning-standards\cad\prototypes

TERMS & CONDITIONS FOR DOCUMENT USE

PROPERTY OF THE UNIVERSITY OF MICHIGAN
SUBJECT TO RESTRICTIONS

These plans have been provided to you for the limited purpose of bidding and/or providing construction work at the University of Michigan. You acknowledge that these plans are the confidential property of the University of Michigan. You will keep the plans confidential and will not discuss with or provide these plans to any third party, other than those employees, subcontractors, or consultants who are essential to completing your bid and/or work. Unless your company is selected to perform a part of the work, you will destroy all copies of the plans within 90 days of the bid due date.

CD's Issued To:
BFS: _____ HFES: _____
BFS Shop Drawing Submission Req'd:
FA: _____ SUPP: _____

Project Delivery Method: _____
UM Design Manager:
Designed: _____ A. Martinez
Drawn: _____ A. Martinez
Coordination Checked:
Checked: _____ A. Desmarais
Approved: _____ B. Harris
Location: _____
Keyword: _____ Legend

Project
STANDARD

Sheet Title
ARCHITECTURAL LEGENDS,
STANDARD MOUNTING
HEIGHTS, AND
ABBREVIATIONS

Project Number _____ Sheet Number _____