

# Saliva Collection Instructions

LABORATORIES

## STEP 1 | PREPARE FOR SALIVA SAMPLE COLLECTION



Wait 30 Minutes!



No eating or drinking



No gum



No teeth brushing



No smoking

Do not eat, drink, smoke, or chew gum for 30 minutes before your saliva sample collection.

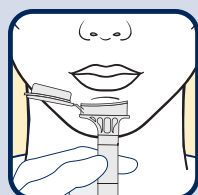
If multiple people are being tested, complete the saliva collection kit for **only 1 person at a time** to avoid sample mix-up or mislabeling.

Once you start, the saliva collection process can take between 2-5 minutes.

Scan QR code to watch video instructions.



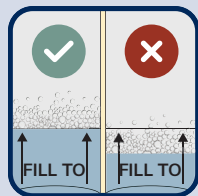
## STEP 2 | COLLECT THE SALIVA SAMPLE



Open the lid of the funnel. Hold it to your lips and spit into the funnel until the amount of liquid saliva (not bubbles) reaches the fill line.



Fill Saliva to Line



FILL TO FILL TO



Click Shut

Hold the tube upright and close the funnel lid by firmly pushing the lid until you hear a loud "click." This will release the stabilizing liquid in the lid into the tube to mix with the saliva.



Keep Upright, Remove Lid

Hold the tube upright, unscrew the funnel from the tube, and then throw away the funnel.



Secure New Lid

Screw the small cap tightly onto the top of the tube.


## STEP 3 | PREPARE THE SALIVA SAMPLE FOR SHIPPING



Mix

5 sec

Mix the tube for 5 seconds.



Check that the name on the label matches the person who gave the saliva sample, and then stick the label on the tube.



Place the tube in the small clear bag and seal it closed. Put any paperwork in the outside pocket of the bag.



Place the small clear bag with the tube in the box.



Place the box in the shipping bag.

TURN THE PAGE FOR MORE STEPS ►

**STEP 4 | MAIL THE PACKAGE**

Mail the package by dropping it off at a UPS store or drop box.

Return the kit within 60 days of receiving it, or your testing may be canceled.



Scan the QR code to find a shipping drop-off location.

**If additional help is needed, call MLabs Client Services:**

800.862.7284

When testing is performed on a sample collected by a patient or family member, Michigan Medicine cannot guarantee accuracy and is not liable for collection errors (such as sample mix-up, mislabeling, contamination, etc.) or issues that may have happened during shipping.

**Intended use/purpose:** For the collection of human DNA from saliva samples.

**Intended user:** This product is intended for adults to perform saliva collection on adults or children.

**Contents:** 1 kit

**Warnings and precautions:** Wash with water if stabilizing liquid comes in contact with eyes or skin. Do NOT ingest. See SDS at [www.dnagenotek.com](http://www.dnagenotek.com). Small cap may pose a choking hazard. Report any serious incident to DNA Genotek and the competent authority in your country.

**Storage:** 15°C-30°C (59°F-86°F)



**Instructions in Additional Languages**

指示

istruccione

تاميلعت