








Preparing Neocate® Infant Formula Powder to 28 kcal/oz

Your child receives formula powder that is mixed to 28 calories per ounce (kcal/oz) to meet their nutritional needs. This is called **fortified formula**. This is different than the mixing instructions on the formula can. Use the mixing chart and instructions in this handout. It is very important to follow these instructions for your child's health.

Use these instructions with the following types of formulas:

- Neocate® Infant
- Neocate® Syneo™ Infant

Supplies:

						
Water	Can of formula powder	Clean baby Bottle	Measuring cups (optional)	Liquid measuring cup (optional)	Pitcher (optional)	Whisk (optional)

Mixing chart (if you are using the scoop that comes with your formula can):

- There are 30 milliliters (mL) in 1 fluid ounce (fl oz).
- Use the scoop that comes in the can of formula when you are measuring your formula amounts. Do not use a scoop that comes from a different can of formula.
- When measuring the formula powder, make sure to use a level scoop and do not pack the formula into the scoop.

Amount of water	+	Amount of formula powder	=	Amount of formula
3.5 fl oz (105 mL)	+	5 scoops	=	4 fl oz (120 mL)
7 fl oz (210 mL)	+	10 scoops	=	8.1 fl oz (243 mL)

Mixing chart (if you are using measuring cups):

- There are 30 milliliters (mL) in 1 fluid ounce (fl oz).
- For this mixing method, make sure you are using measuring cups. Do not use the scoop that comes in the can of formula when you are measuring your formula amounts.
- When measuring the formula powder, do not pack the formula into the measuring cup and make sure it is level.

Amount of water	+	Amount of formula powder	=	Amount of formula
9.5 fl oz (285 mL)	+	½ cup	=	11 fl oz (330 mL)
19 fl oz (570 mL)	+	1 cup	=	22 fl oz (660 mL)

Instructions for preparing formula:

1. Wash your hands with soap and water.
2. Gather your supplies.
3. Measure out the listed amount of water into a clean, dry baby bottle or a liquid measuring cup.
4. Measure out the listed amount of formula powder and add it to the water.
5. Mix the water and formula together well.
6. Feed the fortified formula to your child, or cover it and store it in the fridge.

What do I need to know about using and storing fortified formula?

- Never use a microwave to heat fortified formula. Instead, heat formula in a bottle by running warm water over the bottle or by placing the bottle in a container of warm water.
- If your child is bottle feeding, throw away any extra formula that is left in the bottle 1 hour after the start of the feeding.
- If your child is tube feeding, throw away fortified formula that has been out of the refrigerator for more than 4 hours.
- Throw away any unused fortified formula 24 hours after making it.

What signs and symptoms should I watch for while my child is being fed with fortified formula?

Call your child's healthcare provider if they have any of these symptoms of fortified formula intolerance:

- Less than 6 wet diapers in 24 hours
- Dark-colored pee
- Poor feeding (your child is not taking their usual feeding amounts)
- Loose or watery bowel movements
- Vomiting
- Sleeping more than usual
- Fast breathing

If you have any questions or concerns about the information on this sheet, please contact:

Name: _____

Phone: _____

Disclaimer: This document contains information and/or instructional materials developed by University of Michigan (U-M) Health for the typical patient with your condition. It may include links to online content that was not created by U-M Health and for which U-M Health does not assume responsibility. It does not replace medical advice from your health care provider because your experience may differ from that of the typical patient. Talk to your health care provider if you have any questions about this document, your condition, or your treatment plan.

Author: Austin Michalski, RD

Reviewer: Kelsey Palm, RD

Edited by: Brittany Batell, MPH MSW CHES®

Image attributions: “[Water](#)” by [Larea](#), “[baby formula](#)” by [BinikSol](#), “[baby bottle](#)” by [mungang kim](#), “[Measuring Cup](#)” by [metami septiana](#), “[Measuring Spoons](#)” by [Amethyst Studio](#), “[Pitcher](#)” by [RAHMAT DWI CAHYO](#), and “[Whisk](#)” by [Usama Zahoor](#) from Noun Project ([CC BY 3.0](#)).

Patient Education by [U-M Health](#) is licensed under a [Creative Commons Attribution-NonCommercial-ShareAlike 4.0 International Public License](#). Last revised 06/2025