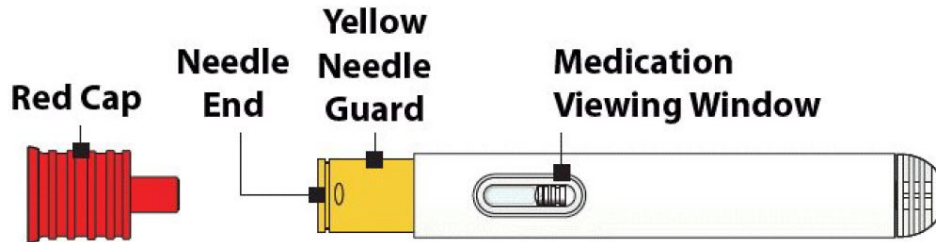


Gvoke™ (Glucagon) 1 mg HypoPen™ Auto-Injection

Gvoke HypoPen Parts:



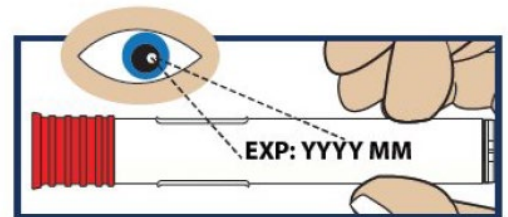
Do's and don'ts:

- Do store unopened pouch at room temperature. Do **not** refrigerate or freeze
- Do **not** open pouch until time of use
- Do **not** use after the expiration date has passed
- Do **not** use if the needle cap has been removed or is damaged
- Do **not** remove the needle cap until you are ready to inject

How do I prepare the dose?

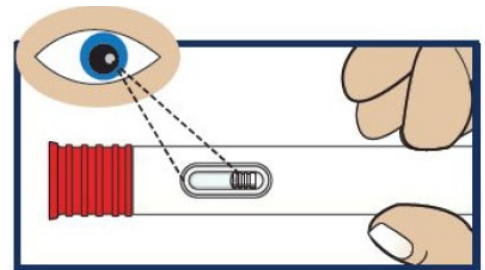
1. Remove Gvoke HypoPen from foil pouch

2. Check the expiration date printed on the label of the Gvoke HypoPen

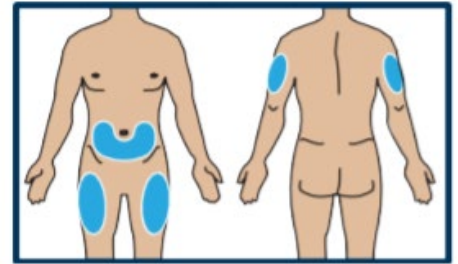


3. Inspect the solution by looking at the medicine through the viewing window

- The solution should be clear and colorless or pale yellow. Do not use if liquid contains lumps, fakes or particles
- It is normal to see air bubbles in the medicine, do not try to remove them before injecting

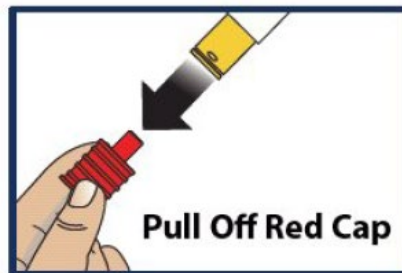


4. Choose injection site on the lower abdomen (belly), outer thigh, or outer upper arm and remove any clothing covering the injection site expose bare skin. Do **not** inject through clothing.



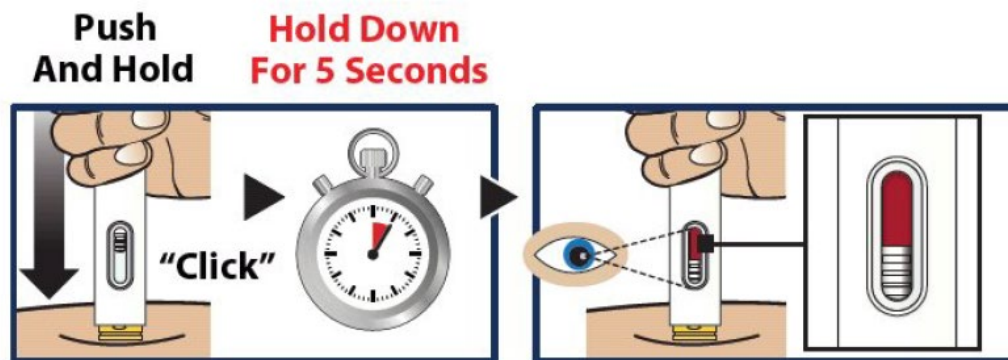
How do I give the dose?

1. Pull the red needle cap straight off the device

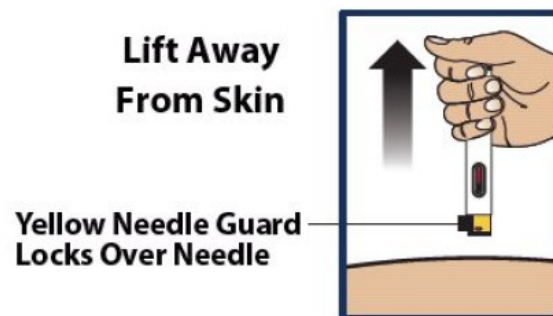


2. Push and hold the device straight against the injection site

- Listen for a “Click”
- Continue to hold the device down and slowly count to 5
- When the injection is complete, the viewing window will be red



3. Lift the device straight up from the injection site. The yellow needle guard will lock over the needle.



4. If the person does not wake up within 15 minutes, give another dose of Gvoke HypoPen. Repeat steps 1-7 if another dose of Gvoke HypoPen is needed.

What should I do after giving Gvoke HypoPen?

1. Call for emergency help right away even if the person wakes up
2. If the person is unconscious, turn them on their side
3. Feed the person as soon as they wake up and are able to swallow
4. Dispose of the used Gvoke HypoPen in a red sharps container or a hard, plastic container (ex. an empty laundry detergent bottle)



Images ©Xeris Pharmaceuticals, Inc., LLC 2019. All rights reserved. Adapted from:
<https://www.gvokeglucagon.com/pdf/instructions-for-use-gvoke-hypopen.pdf>

Disclaimer: This document contains information and/or instructional materials developed by Michigan Medicine for the typical patient with your condition. It may include links to online content that was not created by Michigan Medicine and for which Michigan Medicine does not assume responsibility. It does not replace medical advice from your health care provider because your experience may differ from that of the typical patient. Talk to your health care provider if you have any questions about this document, your condition or your treatment plan.

Edited by: Karelyn Munro, BA

Patient Education by [Michigan Medicine](#) is licensed under a [Creative Commons Attribution-NonCommercial-ShareAlike 4.0 International Public License](#). Last Revised 03/2020