




Balance Exercises

Static Standing – Feet Heel to Toe



Suggested Accessories

→ Metronome OR clock with a second hand

Safety



→ Stand with your back in a corner, close to the wall but not touching. Place a firm chair in front of you.





Exercise Instructions





- The goal of this exercise is to maintain good posture (stand tall) and minimize your sway, but not be stiff and tense.
- Stand on a firm surface with your **dominant leg directly in front of your other leg, heel to toe, as shown in the icon. Focus on keeping equal pressure between the heels and balls of your feet.**
- There are 6 variations of this exercise (see below). It is normal to feel your leg muscles working hard, especially with the difficult exercises.
- For exercises with head turns, set your metronome to 60 beats per minute (one movement per second). Head movements should be in a comfortable range and not cause neck pain.
- Perform each exercise for 30 seconds



Exercise Variations*





Perform the checked exercises for 30 seconds each, ____ times per day, ____ times per week.





   Stand on a **firm surface, feet heel to toe, eyes open**

    Stand on a **firm surface, feet heel to toe, eyes open. Move your head up, center, down, center** at a rate of 1 movement per second

    Stand on a **firm surface, feet heel to toe, eyes open. Move your head left, center, right, center** at a rate of 1 movement per second

   Stand on a **firm surface, feet heel to toe, eyes closed**

    Stand on a **firm surface, feet heel to toe, eyes closed. Move your head up, center, down, center** at a rate of 1 movement per second

    Stand on a **firm surface, feet heel to toe, eyes closed. Move your head left, center, right, center** at a rate of 1 movement per second

***Exercises should be challenging but safe!**

Disclaimer: This document contains instructions for occupational and/or physical therapy exercises developed by the University of Michigan Health System (UMHS). Your health care provider has determined that these exercises are beneficial to you based on your condition at this time. Talk to your health care provider if you have any questions about this document, your condition or your treatment plan, including whether it is appropriate to continue doing these exercises should your condition change.

Last Revised: 03/2016

This work has been supported by the National Science Foundation (NSF GARDE 1159635)