

# How to Use ENFit Supplies: For Pump, Gravity or Syringe

## How do I give a pump or gravity feeding?

1. Before you start a feeding, remove the white plastic (transition) piece from the end of the pump or gravity bag set by twisting it off (Figure 1).

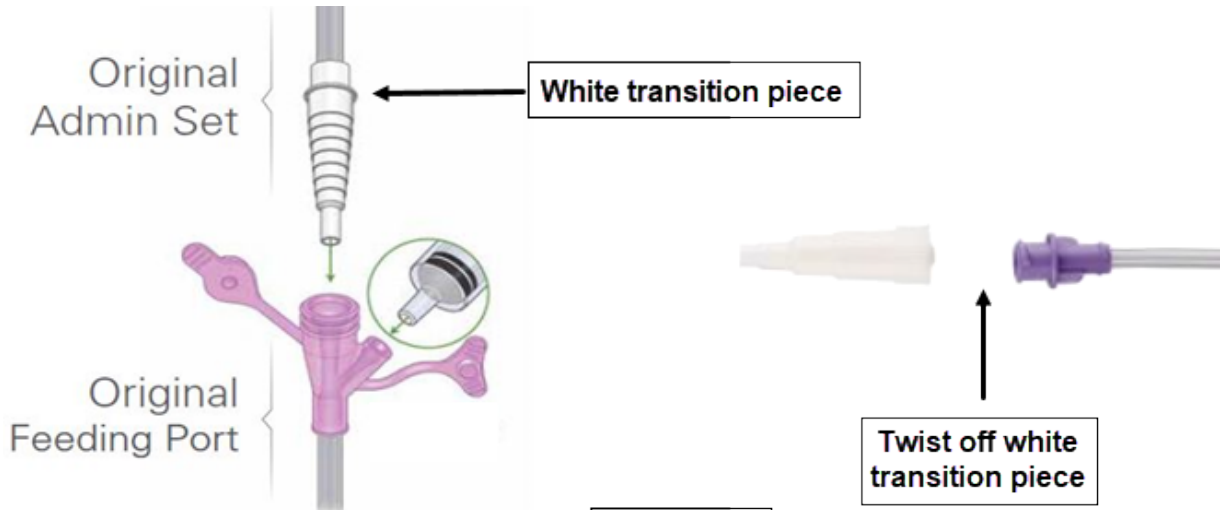


Figure 1

2. Prime formula from the feeding bag to the end of the gravity or pump bag. Stop formula before it reaches the end of the tubing.
3. Before starting the feeding, twist together the end of the gravity or pump bag to the end of your ENFit feeding tube or ENFit extension set (Figure 2 & 3).

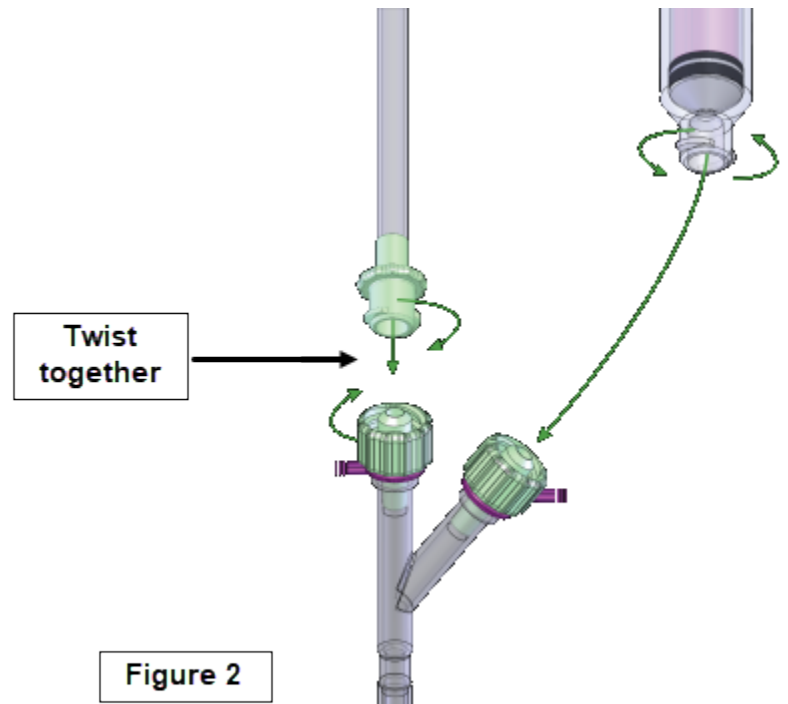
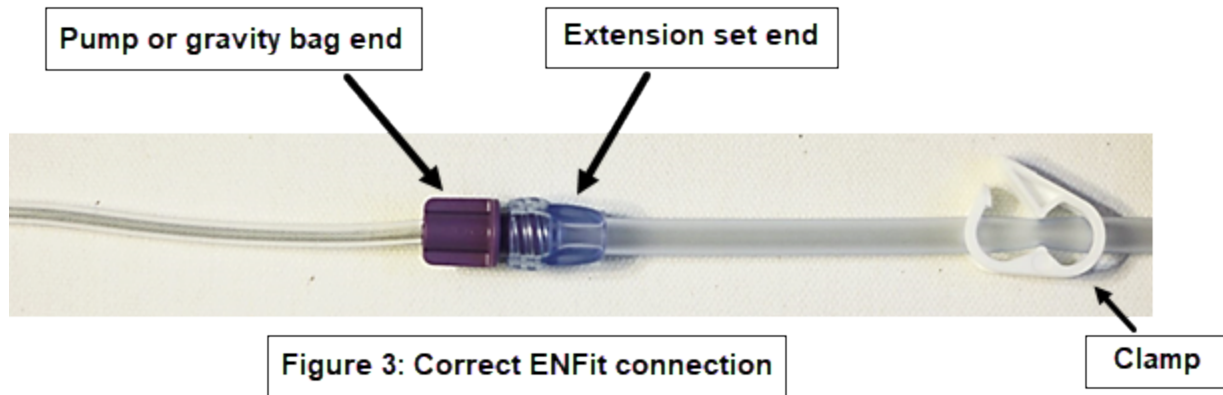


Figure 2

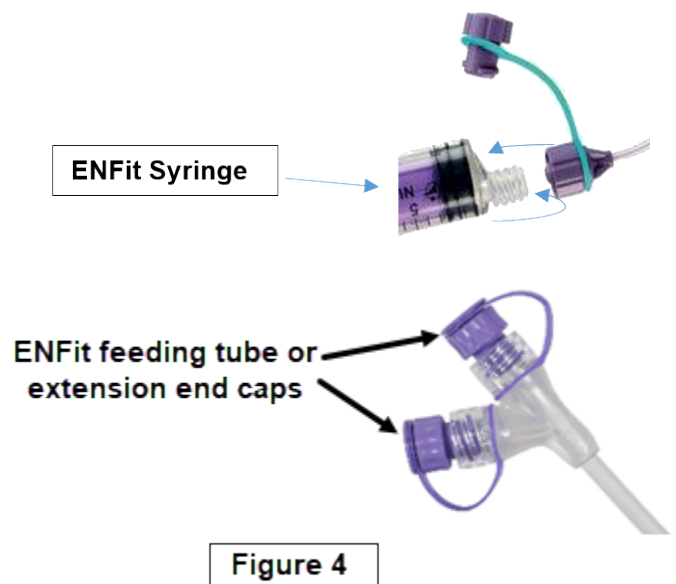


4. Open extension set clamp; start the feeding until done.
5. Close the clamp on the extension set before removing the end of the gravity or pump bag so the formula does not leak.

### How do I use the ENFit syringe to flush the tube?

1. Fill an ENFit syringe with water.
2. Twist off the end cap of the feeding tube or extension set and twist the syringe into the end for a tight fit (Figure 4).
3. Open the extension set clamp and flush with water.
4. Close the end of the extension set or feeding tube by twisting on the end cap.

**Note:** Oral and Catheter tip syringes cannot be used with an ENFit tube or ENFit extension set



### How do I give a Syringe feeding by using an ENFit Syringe?

1. Fill an ENFit syringe with formula (Figure 5).
2. Twist the ENFit syringe into the end of the ENFit extension set or feeding tube.

3. Open the extension set clamp.
4. Push in the formula with the syringe until the feeding is done (Figure 6).



ENFit syringe

Figure 5

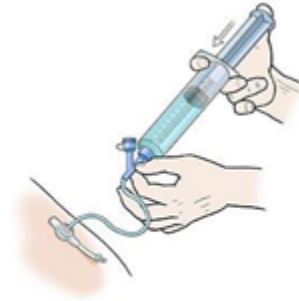


Figure 6

Disclaimer: This document contains information and/or instructional materials developed by Michigan Medicine for the typical patient with your condition. It may include links to online content that was not created by Michigan Medicine and for which Michigan Medicine does not assume responsibility. It does not replace medical advice from your health care provider because your experience may differ from that of the typical patient. Talk to your health care provider if you have any questions about this document, your condition or your treatment plan.

Author: Joan L. Daniels, RD  
 Plain language editing: Karelyn Munro, BA

All images excluded from License:

Figure 1 admin set and feeding port: ©2016 Boston Scientific Corporation or its affiliates. All rights reserved.  
 Figure 2: © 2020 Applied Medical Technology, Inc. All Rights Reserved.  
 Figure 3: Feeding Tube Awareness Foundation | Copyright 2016  
 Figure 4: © 2020 Avanos Medical Devices. Registered Trademark or Trademark of Avanos Medical, Inc., or its affiliates. ©2018 AVNS. All rights reserved.  
 Figure 5: ENFit Syringe: Copyright © 2018 GBUK Enteral Ltd. GBUK Enteral Ltd.  
 Enfit Syringe: © 2018 Hessa Medical Equipment . All Rights Reserved  
 Figure 6: © Saint Luke's  
 Figure 1 White transition piece: © 2020 CAPES MEDICAL SUPPLIES LIMITED

Patient Education by [Michigan Medicine](#) is licensed under a [Creative Commons Attribution-NonCommercial-ShareAlike 4.0 International Public License](#). Last Revised 03/2020